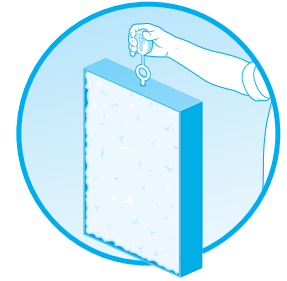




**JetSpray™
Thermal**



JetSpray™ Field Test Protocols

Flow Rate Settings

Prior to spraying insulation, you will need to ensure the equipment is calibrated properly to achieve targeted performance levels.

Dry Fiber Rate

- Tare empty bag on scale to zero.
- In a vented bag (vacuum bag), spray DRY fiber for 30 seconds into the bag.
- Weigh bag filled with dry fiber and record set point.
- Repeat two more times recording weights.
- Average the three results and record your Dry Fiber Flow Rate.

Water Flow Rate

- Tare empty bucket on scale to zero.
- Spray water only in the bucket for 30 seconds.
- Weigh bucket filled with water and record set point.
- Repeat two more times recording weights.
- Average the three results and record your Water Flow Rate.


Target Ranges				
JetSpray Fiber lbs. @ 30 sec.	JetSpray Fiber Rate lbs./min.	Water lbs. @ 30 sec.	Water Rate lbs./min.	Water Rate gal./min.
5.00	10.00	0.96	1.92	0.23
5.25	10.50	1.01	2.02	0.24
5.50	11.00	1.06	2.12	0.25


Dry Fiber Flow Rate Example:

Bag Test 2 Results:	5.40 lbs.
Bag Test 1 Results:	5.28 lbs.
Bag Test 3 Results:	5.35 lbs.
	16.03 lbs.
Average:	5.34 lbs

Water Flow Rate Example:

Bucket Test 1 Results:	1.03 lbs.
Bucket Test 2 Results:	1.08 lbs.
Bucket Test 3 Results:	1.00 lbs.
	3.11 lbs.
Average:	1.04 lbs

 To help ensure your density is accurate, use the fiber flow test and water flow test calculators and the Knauf Insulation mobile app. Download it from Google Play™ or the Apple® App Store.



Targeted Test Box Weights		
JetSpray™ in 2x4 framing with H ₂ O @ 100psi		
Spray Time in Cavity (sec.)	Target Density	Sprayed Box lbs. (Box & Material)
45	1.9	3.41
	1.5	3.19
40	1.9	3.29
	1.5	3.10
35	1.9	3.17
	1.5	3.00
30	1.9	3.05
	1.5	2.90
25	1.9	2.92
	1.5	2.80
20	1.9	2.80
	1.5	2.70

Targeted Test Box Weights		
JetSpray in 2x6 framing with H ₂ O @ 100psi		
Spray Time in Cavity (sec.)	Target Density	Sprayed Box lbs. (Box & Material)
67.5	1.9	3.62
	1.5	3.28
60	1.9	3.43
	1.5	3.13
52.5	1.9	3.25
	1.5	2.98
45	1.9	3.06
	1.5	2.83
40	1.9	2.93
	1.5	2.73

*Figures based on 16" o.c. cavity 92.5" tall.

Density Checks

During application, you will need to ensure the equipment remains calibrated to achieve targeted performance levels. The easiest way to accomplish this is by conducting random density checks. This should be done in addition to ensure the correct bag count is installed.

The Densi-Checker™ performs this task easily and quite accurately. Follow the operation instructions that come with this unit. Based on the field results, adjust application accordingly.

All trademarks are the property of their respective owners.



Density checks during application will ensure correct equipment calibration.

THE ULTIMATE WALL SYSTEM

To build the ultimate wall, combine JetSpray with ECOSEAL Plus™ Air Sealant to form a total air barrier within the building envelope.

The ultimate wall provides better comfort, energy efficiency and sustainability.



Become a certified installer for both by visiting ecosealplus.knaufinsulation.us

**JetSpray™
Thermal**

**Knauf Insulation, Inc.
One Knauf Drive
Shelbyville, IN 46176**

Sales and Marketing (800) 825-4434, ext. 8485
 Technical Support..... (800) 825-4434, ext. 8727
 Fax (317) 398-3675
 Information..... info.us@knaufinsulation.com
www.knaufinsulation.us

This product is covered by one or more U.S. and/or other patents.
 See patent www.knaufinsulation.us/patents

© 2016 Knauf Insulation, Inc. BI-BWJS-FTP 08-16

KNAUFINSULATION
it's time to save energy